


CoroTurn® 107 boring bar for turning

Screw clamp design

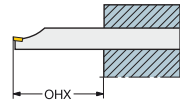
Cylindrical with flats - Internal coolant supply



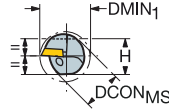
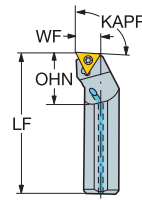
 TCMT, TCMX,
TCGT, TCGX
TCEX


 TCMW

KAPR




91.0°



	CZC _{MS}	DMIN ₁	OHX	OHN	CNSC	Ordering code	Dimensions, mm							MIID	
							DCON _{MS}	H	BD	LF	WF	BAR	NM		KG
06	6	8.5	24.0	9.0	1	A06F-STFCR/L 06	6.0	5.0	6.0	80.0	4.5	10	0.6	0.03	TCMT 06 T1 02
8	8	11.0	32.0	12.0	1	A08H-STFCR/L 06	8.0	7.0	8.0	100.0	5.9	10	0.6	0.05	TCMT 06 T1 02
09	10	13.0	40.0	15.0	1	A10K-STFCR/L 09	10.0	9.0	10.0	125.0	7.0	10	0.9	0.08	TCMT 09 02 04
	12	16.0	48.0	18.0	1	A12M-STFCR/L 09	12.0	11.0	12.0	150.0	9.0	10	0.9	0.13	TCMT 09 02 04
11	12	16.0	48.0	18.0	1	A12M-STFCR/L 11	12.0	11.0	12.0	150.0	9.0	10	0.9	0.13	TCMT 11 02 04
	12	16.0	48.0	18.0	1	A12M-STFCR/L 11-B1	12.0	11.0	12.0	150.0	9.0	10	0.9	0.13	TCMT 11 03 04
	16	20.0	64.0	24.0	1	A16R-STFCR/L 11	16.0	15.0	16.0	200.0	11.0	10	0.9	0.28	TCMT 11 02 04
	16	20.0	64.0	24.0	1	A16R-STFCR/L 11-B1	16.0	15.0	16.0	200.0	11.0	10	0.9	0.29	TCMT 11 03 04
	20	25.0	80.0	30.0	1	A20S-STFCR/L 11	20.0	18.0	20.0	250.0	13.0	10	0.9	0.53	TCMT 11 02 04
	20	25.0	80.0	30.0	1	A20S-STFCR/L 11-B1	20.0	18.0	20.0	250.0	13.0	10	0.9	0.53	TCMT 11 03 04
16	25	32.0	100.0	37.5	1	A25T-STFCR/L 16	25.0	23.0	25.0	300.0	17.0	10	3.0	0.88	TCMT 16 T3 08
	32	40.0	128.0	48.0	1	A32T-STFCR/L 16	32.0	30.0	32.0	300.0	22.0	10	3.0	1.67	TCMT 16 T3 08
	40	50.0	160.0	60.0	1	A40T-STFCR/L 16	40.0	37.0	40.0	300.0	27.0	10	3.0	2.44	TCMT 16 T3 08

B1 = For insert with thickness O3 = 3.18 mm.

R = Right hand, L = Left hand

Spare parts				
	CZC _{MS}	Insert screw	Shim	Shim screw
06	6	5513 020-28		
06	8	5513 020-27		
09	10-12	5513 020-05		
11	12-20	5513 020-03		
16	25	5513 020-10		
16	32-40	5513 020-01	5322 320-01	5512 090-01

For complete list of spare parts, see www.sandvik.coromant.com