

# SBN10



PRAMET

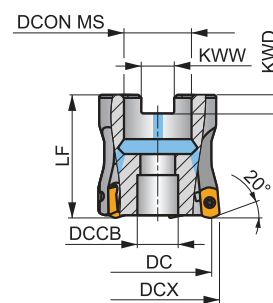
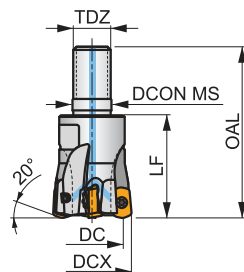
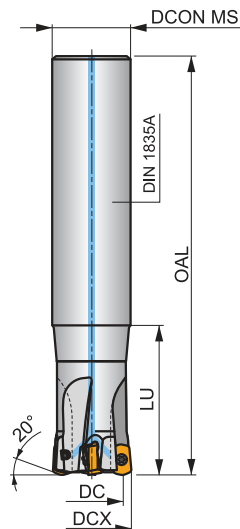
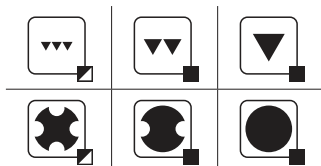
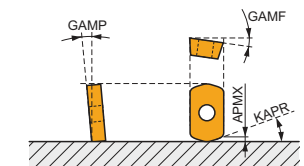
S

## High Feed Milling Cutter for BN.. 10 inserts with Internal Coolant, Next Generation

High-feed milling cutter for smaller diameters utilising double-sided BNGX 10 inserts with four cutting edges and APMX of 1.0 mm. Internal coolant. Suitable for a wide range of applications. Available in cylindrical, modular and arbor style in range of Ø16 up to Ø42 mm. Body treated for longer tool life.



KAPR	20°
APMX	1.0 mm



	0.17 - 0.41
	0.17 - 0.41



Product	DCX	DC	OAL	DCON MS	DCCB	LU	LF	TDZ	KWW	KWD	GAMF	GAMP	max.		kg	G329 C0310		
	[mm]	[mm]	[mm]	[mm]	[mm]	[mm]	[mm]	[mm]	[mm]	[mm]	[°]	[°]						
16E2R030A16-SBN10-C	16	9.4	100	16	-	30	-	-	-	-	-12	-10	2	✓	31100	✓	0.13	G329 C0310
16E2R050A16-SBN10-C	16	9.4	150	16	-	50	-	-	-	-	-12	-10	2	-	31100	✓	0.18	G329 C0310
16E2R030A14-SBN10-C	16	9.4	150	14	-	30	-	-	-	-	-12	-10	2	-	31100	✓	0.15	G329 C0310
18E2R030A16-SBN10-C	18	11.4	150	16	-	30	-	-	-	-	-11	-10	2	-	29200	✓	0.20	G329 C0310
20E3R040A20-SBN10-C	20	13.4	130	20	-	40	-	-	-	-	-10	-10	3	-	27700	✓	0.25	G329 C0310
20E3R080A20-SBN10-C	20	13.4	160	20	-	80	-	-	-	-	-10	-10	3	-	27700	✓	0.29	G329 C0310
20E3R040A18-SBN10-C	20	13.4	180	18	-	40	-	-	-	-	-10	-10	3	-	27700	✓	0.30	G329 C0310
20E4R040A20-SBN10-C	20	13.4	130	20	-	40	-	-	-	-	-10	-10	4	-	27700	✓	0.26	G329 C0310
25E4R050A25-SBN10-C	25	18.4	140	25	-	50	-	-	-	-	-9	-10	4	✓	24800	✓	0.42	G329 C0310
25E4R100A25-SBN10-C	25	18.4	180	25	-	100	-	-	-	-	-9	-10	4	✓	24800	✓	0.51	G329 C0310
25E4R050A22-SBN10-C	25	18.4	220	22	-	50	-	-	-	-	-9	-10	4	✓	24800	✓	0.54	G329 C0310
25E5R050A25-SBN10-C	25	18.4	140	25	-	50	-	-	-	-	-9	-10	5	-	24800	✓	0.42	G329 C0310
32E5R070A32-SBN10-C	32	25.4	150	32	-	70	-	-	-	-	-8	-10	5	✓	21900	✓	0.73	G329 C0310
32E6R070A32-SBN10-C	32	25.4	150	32	-	70	-	-	-	-	-8	-10	6	✓	21900	✓	0.73	G329 C0310
32E5R120A32-SBN10-C	32	25.4	200	32	-	120	-	-	-	-	-8	-10	5	✓	21900	✓	1.02	G329 C0310
35E5R050A32-SBN10-C	35	28.4	200	32	-	50	-	-	-	-	-7.5	-10	5	✓	21000	✓	1.08	G329 C0310
35E6R050A32-SBN10-C	35	28.4	200	32	-	50	-	-	-	-	-7.5	-10	6	✓	21000	✓	1.08	G329 C0310
16E2R025M08-SBN10-C	16	9.4	43	8.5	-	-	25	M8	-	-	-12	-10	2	-	31100	✓	0.03	G329 C0310
18E2R025M08-SBN10-C	18	11.4	43	8.5	-	-	25	M8	-	-	-11	-10	2	-	29200	✓	0.06	G329 C0310
20E3R030M10-SBN10-C	20	13.4	49	10.5	-	-	30	M10	-	-	-10	-10	3	-	27700	✓	0.08	G329 C0310
20E4R030M10-SBN10-C	20	13.4	49	10.5	-	-	30	M10	-	-	-10	-10	4	-	27700	✓	0.08	G329 C0310
25E4R033M12-SBN10-C	25	18.4	55	12.5	-	-	33	M12	-	-	-9	-10	4	✓	24800	✓	0.08	G329 C0310
25E5R033M12-SBN10-C	25	18.4	55	12.5	-	-	33	M12	-	-	-9	-10	5	-	24800	✓	0.10	G329 C0310
28E5R035M12-SBN10-C	28	21.4	57	12.5	-	-	35	M12	-	-	-8.5	-10	5	✓	23400	✓	0.13	G329 C0310
32E5R040M16-SBN10-C	32	25.4	63	17	-	-	40	M16	-	-	-8	-10	5	✓	21900	✓	0.21	G329 C0310
32E6R040M16-SBN10-C	32	25.4	63	17	-	-	40	M16	-	-	-8	-10	6	✓	21900	✓	0.21	G329 C0310
35E6R043M16-SBN10-C	35	28.4	66	17	-	-	43	M16	-	-	-7.5	-10	6	✓	21000	✓	0.24	G329 C0310



Product	DCX	DC	OAL	D CON MS	DCCB	LU	LF	TDZ	KWW	KWD	GAMF	GAMP							
	[mm]	[mm]	[mm]	[mm]	[mm]	[mm]	[mm]		[mm]	[mm]	[°]	[°]							
40E6R043M16-SBN10-C	40	33.4	66	17	-	-	43	M16	-	-	-7	-10	6	✓	19600	✓	0.27	GI329	C0310
40E7R043M16-SBN10-C	40	33.4	66	17	-	-	43	M16	-	-	-7	-10	7	✓	19600	✓	0.26	GI329	C0310
40A05R-SMOBN10-C	40	33.4	-	16	14.1	-	40	-	8.4	5.6	-7	-10	5	✓	19600	✓	0.23	GI329	C0312
40A07R-SMOBN10-C	40	33.4	-	16	14.1	-	40	-	8.4	5.6	-7	-10	7	✓	19600	✓	0.27	GI329	C0312
42A05R-SMOBN10-C	42	35.4	-	16	14.1	-	40	-	8.4	5.6	-7	-10	5	✓	19100	✓	0.23	GI329	C0312
42A07R-SMOBN10-C	42	35.4	-	16	14.1	-	40	-	8.4	5.6	-7	-10	7	✓	19100	✓	0.26	GI329	C0312

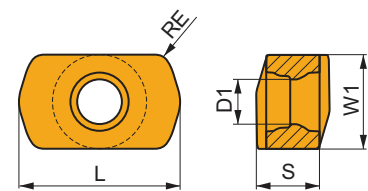
GI329	BNGX 10T3...	ANHX 10T3..

C0310	US 42507-T07P	3.0	M 2.5	7	Flag T07P	-	-
C0312	US 42507-T07P	3.0	M 2.5	7	D-T07P/T09P	FG-15	HS 0830C

## BNGX 10

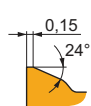


	W1	D1	L	S
	[mm]	[mm]	[mm]	[mm]
10T3	5.800	2.76	9.92	3.90



Suitability and starting values for cutting speed (vc), feed (f) and depth of cut (ap). Refer to our Machining Calculator app for further calculations.

Product	RE	P			M			K			N			S			H		
		vc	f	ap	vc	f	ap	vc	f	ap	vc	f	ap	vc	f	ap	vc	f	ap
	[mm]	[m/min]	[mm/tooth]	[mm]	[m/min]	[mm/tooth]	[mm]	[m/min]	[mm/tooth]	[mm]	[m/min]	[mm/tooth]	[mm]	[m/min]	[mm/tooth]	[mm]	[m/min]	[mm/tooth]	[mm]



M geometry with positive design for high feed machining.

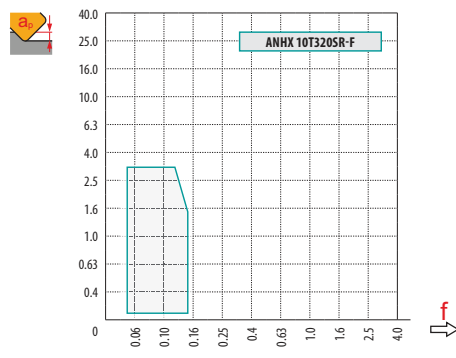
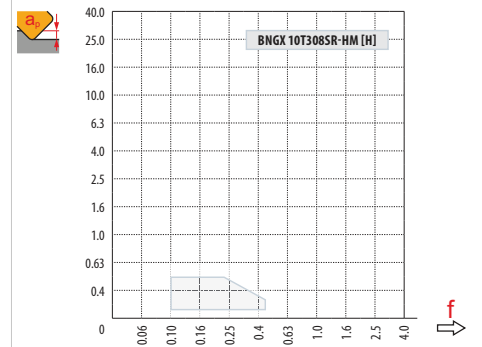
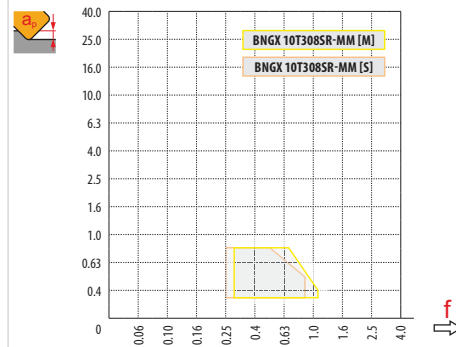
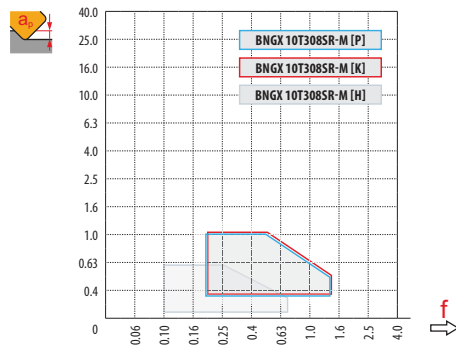
<b>BNGX 10T308SR-M</b>	<b>8215</b>	0.8	■	240	0.65	0.7	■	-	-	-	■	225	0.65	0.7	■	-	-	-	■	45	0.15	1.0
	<b>M6330</b>	0.8	■	210	0.65	0.7	■	-	-	-	■	-	-	-	■	-	-	-	■	-	-	-
	<b>M8310</b>	0.8	■	250	0.65	0.7	■	-	-	-	■	235	0.65	0.7	■	-	-	-	■	50	0.15	1.0
	<b>M8330</b>	0.8	■	240	0.65	0.7	■	-	-	-	■	225	0.65	0.7	■	-	-	-	■	45	0.15	1.0
	<b>M8340</b>	0.8	■	225	0.65	0.7	■	■	210	0.65	0.7	■	-	-	-	-	-	-	■	-	-	-
	<b>M8345</b>	0.8	■	180	0.65	0.7	■	-	-	-	■	-	-	-	■	-	-	-	■	-	-	-
	<b>M9325</b>	0.8	■	275	0.65	0.7	■	-	-	-	■	260	0.65	0.7	■	-	-	-	■	55	0.15	1.0





$a_e$ DCX	5 %	10 %	15 %	20 %	25 %	30 %	40 %	50 %	60 %	70 %	75 %	80 %	90 %	100 %
	1.48	1.35	1.27	1.22	1.19	1.16	1.11	1.08	1.05	1.03	1.00	1.00	1.00	1.00
	2.20	1.60	1.35	1.20	1.10	0.95	0.85	0.75	0.85	0.95	1.00	1.00	1.00	1.00
	0.64	0.64	0.64	0.64	0.64	0.65	0.65	0.67	0.68	0.71	0.72	0.74	0.79	1.00

	BNGX 10-M	BNGX 10-MM	BNGX 10-HM		ANHX 10-F
	0.8	0.8	0.8		2.0
	-	-	-		0.92





### BNGX 10 (HFC)

		0.00	0.30	0.40	0.50	0.60	0.70	0.80	0.90	1.00
16		9.40	12.85	13.36	13.80	14.20	14.56	14.88	15.19	15.47
18		11.40	14.85	15.36	15.80	16.20	16.56	16.88	17.19	17.47
20		13.40	16.85	17.36	17.80	18.20	18.56	18.88	19.19	19.47
25		18.40	21.85	22.36	22.80	23.20	23.56	23.88	24.19	24.47
28		21.40	24.85	25.36	25.80	26.20	26.56	26.88	27.19	27.47
32		25.40	28.85	29.36	29.80	30.20	30.56	30.88	31.19	31.47
35		28.40	31.85	32.36	32.80	33.20	33.56	33.88	34.19	34.47
40		33.40	36.85	37.36	37.80	38.20	38.56	38.88	39.19	39.47
42		35.40	38.85	39.36	39.80	40.20	40.56	40.88	41.19	41.47
			<b>0.00</b>	<b>0.30</b>	<b>0.40</b>	<b>0.50</b>	<b>0.60</b>	<b>0.70</b>	<b>0.80</b>	<b>0.90</b>
		-	1.30	1.10	0.90	0.80	0.72	0.68	0.65	0.50



#### BNGX 10

16	3.5	0.12
18	3.5	0.12
20	4.0	0.15
25	4.0	0.15
28	4.0	0.17
32	4.0	0.17
35	4.0	0.17
40	4.0	0.17
42	4.0	0.17

#### BNGX 10 (HFC)

	0.3	0.6	1.0
	1.10	0.60	0.30

#### BNGX 10 (HFC)

16	4.0	1/16
18	4.0	1/16
20	4.0	1/16
25	2.8	1/22
28	2.3	1/26
32	1.9	1/32
35	1.7	1/35
40	1.3	1/46
42	1.3	1/46

#### ANHX 10

16	1.6	2.65/100
18	1.3	2.15/100
20	1.1	1.80/100
25	0.8	1.25/100
28	0.7	1.10/100
32	0.5	0.75/100
35	0.5	0.75/100
40	0.4	0.55/100
42	0.4	0.55/100



#### BNGX 10 (HFC)




16	0.4	0.15
18	0.7	0.15
20	0.7	0.15
25	0.7	0.15
28	0.7	0.2
32	0.7	0.2
35	0.7	0.2
40	0.7	0.2
42	0.7	0.2




#### BNGX 10 (HFC)

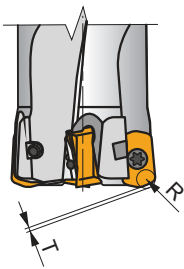
	DMIN	DMAX		
16	22.4	31.8	0.5	0.5
18	25.4	35.8	0.5	0.5
20	29.4	39.8	0.5	0.5
25	39.4	49.8	0.5	0.5
28	45.4	55.8	0.5	0.5
32	53.4	63.8	0.5	0.5
35	59.4	69.8	0.5	0.5
40	69.4	79.8	0.5	0.5
42	73.4	83.8	0.5	0.5



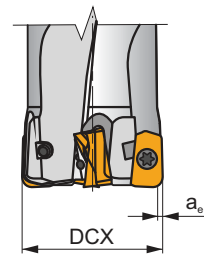
		3	5	10	15	20	30	40	50	60	80	100
16		0.438	0.566	0.800	0.980	1.131	1.386	1.600	1.789	1.960	2.263	2.530
18		0.465	0.600	0.849	1.039	1.200	1.470	1.697	1.897	2.078	2.400	2.683
20		0.490	0.632	0.894	1.095	1.265	1.549	1.789	2.000	2.191	2.530	2.828
25		0.548	0.707	1.000	1.225	1.414	1.732	2.000	2.236	2.449	2.828	3.162
28		0.580	0.748	1.058	1.296	1.497	1.833	2.117	2.366	2.592	2.993	3.347
32		0.620	0.800	1.131	1.386	1.600	1.960	2.263	2.530	2.771	3.200	3.578
35		0.648	0.837	1.183	1.449	1.673	2.049	2.366	2.646	2.898	3.347	3.742
40		0.693	0.894	1.265	1.549	1.789	2.191	2.530	2.828	3.098	3.578	4.000
42		0.710	0.917	1.296	1.587	1.833	2.245	2.592	2.898	3.175	3.666	4.099

ANHX 10

		3	5	10	15	20	30	40	50	60	80	100
2.0		0.219	0.283	0.400	0.490	0.566	0.693	0.800	0.894	0.980	1.131	1.265



	R	T
BNGX 10T308	1.60	0.44



	max a <sub>e</sub> /DCX
ANHX 10T320	0.05