

CoroMill® 390

Versatile shoulder milling cutters with ramping capability for mixed production

Application

- Shoulder milling
- Repeated shoulder milling
- Turn milling
- Deep shoulder milling
- Edging
- Pocketing
- Linear and helical ramping

ISO application area:



Benefits and features

- Close tolerances giving excellent surface finish and minimal mismatch
- Large depth of cut and steep ramping capability
- Oversized diameter for clearance is available
- Integrated damping technology Silent Tools™ for increased metal removal and improved surface finish
- Available in a shorter version for turning centres
- Internal coolant on most cutters



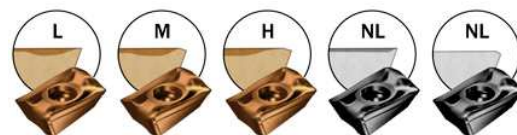
www.sandvik.coromant.com/coromill390

Cutter bodies

- Coromant Capto®
- Arbor
- Cylindrical shank
- Weldon
- Coromant EH
- Threaded coupling
- Oversized versions available on Coromant Capto® cutters, arbor and Coromant EH
- Undersized shanks on cylindrical cutters

Inserts

- Two cutting edges
- Cemented carbide and PCD grades
- The light-cutting insert geometries and high-performance grades of are designed for low cutting forces and vibration-free machining for secure milling in all materials.



Coarse pitch

Close pitch

Extra close pitch

Silent Tools damped cutter bodies boost productivity at long overhangs



I58



I74



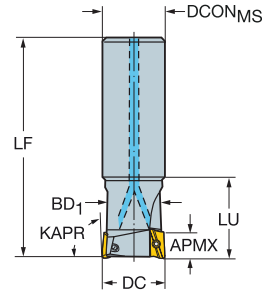
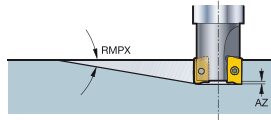
N6

CoroMill® 390 square shoulder milling cutter

Cylindrical shank - Internal coolant supply

KAPR

90°



DC	CZC _{MS}	APMX _{EFW}	APMX _{FFW}	RMPX	AZ	CNSC	Ordering code	Dimensions, mm						CIC1	MID			
								DCON _{MS}	BD ₁	LF	LU	NM	KG			RMPX		
9.7	07	10	2.0	5.80	7°	0.5	1	2	R390-0097A10-07L	10.0	9.2	60.0	15.0	0.5	0.07	55600	2	390R-07..
10.0	07	9	2.0	5.80	7°	0.5	1	2	R390-010A09L-07L	9.0	9.3	100.0		0.5	0.08	54100	2	390R-07..
	07	10	2.0	5.80	7°	0.5	1	2	R390-010A10-07L	10.0	9.3	60.0	15.0	0.5	0.07	54100	2	390R-07..
11.7	07	12	2.0	5.80	5°	0.5	1	2	R390-0117A12-07L	12.0	11.0	70.0	15.0	0.5	0.09	47400	2	390R-07..
	07	12	2.0	5.80	5°	0.5	1	3	R390-0117A12-07M	12.0	11.0	70.0	15.0	0.5	0.09	47400	3	390R-07..
12.0	07	10	2.0	5.80	5°	0.5	1	2	R390-012A10L-07L	10.0	11.3	120.0		0.5	0.11	46500	2	390R-07..
	07	12	2.0	5.80	5°	0.5	1	2	R390-012A12-07L	12.0	11.3	70.0	18.0	0.5	0.09	46500	2	390R-07..
	07	12	2.0	5.80	5°	0.5	1	3	R390-012A12-07M	12.0	11.3	70.0	18.0	0.5	0.09	46500	3	390R-07..
	11	16	5.5	10.00	6°	1.0	1	1	R390-012A16-11L	16.0		95.0	17.2	1.2	0.24	68600	1	R390-11..
13.7	07	14	2.0	5.80	3°	0.5	1	2	R390-0137A14-07L	14.0	12.9	80.0	15.0	0.5	0.12	42000	2	390R-07..
	07	14	2.0	5.80	3°	0.5	1	3	R390-0137A14-07M	14.0	12.9	80.0	15.0	0.5	0.12	42000	3	390R-07..
14.0	07	12	2.0	5.80	3°	0.5	1	3	R390-014A12L-07M	12.0	13.2	140.0		0.5	0.16	33800	3	390R-07..
	07	14	2.0	5.80	3°	0.5	1	3	R390-014A14-07M	14.0	13.2	80.0	20.0	0.5	0.12	41400	3	390R-07..
15.7	07	16	2.0	5.80	3°	0.5	1	3	R390-0157A16-07M	16.0	14.7	90.0	18.0	0.5	0.16	38100	3	390R-07..
16.0	07	14	2.0	5.80	3°	0.5	1	3	R390-016A14L-07M	14.0	15.0	160.0		0.5	0.23	24100	3	390R-07..
	07	16	2.0	5.80	3°	0.5	1	3	R390-016A16-07M	16.0	15.0	90.0	25.0	0.5	0.16	37600	3	390R-07..
	07	16	2.0	5.80	3°	0.5	1	4	R390-016A16-07H	16.0	15.0	90.0	25.0	0.5	0.16	37600	4	390R-07..
	11	16	5.5	10.00	10°	1.0	1	2	R390-016A16-11L	16.0		100.0	25.0	1.2	0.15	41500	2	R390-11..
	11	16	5.5	10.00	10°	1.0	1	2	R390-016A16L-11L	16.0		145.0	25.0	1.2	0.23	31000	2	R390-11..
18.0	11	16	5.5	10.00	7°	1.0	1	2	R390-018A16L-11L	16.0		145.0		1.2	0.20	31000	2	R390-11..
20.0	07	20	2.0	5.80	2°	0.5	1	4	R390-020A20-07M	20.0	19.0	110.0	25.0	0.5	0.29	32500	4	390R-07..
	07	20	2.0	5.80	2°	0.5	1	5	R390-020A20-07H	20.0	19.0	110.0	25.0	0.5	0.27	32500	5	390R-07..
	11	20	5.5	10.00	5°	1.0	1	2	R390-020A20-11L	20.0		110.0	25.0	1.2	0.26	34600	2	R390-11..
	11	20	5.5	10.00	5°	1.0	1	2	R390-020A20L-11L	20.0		170.0	40.0	1.2	0.50	20300	2	R390-11..
	11	20	5.5	10.00	5°	1.0	1	3	R390-020A20-11M	20.0		110.0	25.0	1.2	0.34	34600	3	R390-11..
22.0	11	20	5.5	10.00	5°	1.0	1	2	R390-022A20L-11L	20.0		170.0		1.2	0.41	20300	2	R390-11..
25.0	07	25	2.0	5.80	1°	0.5	1	5	R390-025A25-07M	25.0	24.0	120.0	32.0	0.5	0.46	28200	5	390R-07..
	07	25	2.0	5.80	1°	0.5	1	7	R390-025A25-07H	25.0	24.0	120.0	32.0	0.5	0.47	28200	7	390R-07..
	11	25	5.5	10.00	5°	1.0	1	2	R390-025A25-11L	25.0		120.0	32.0	1.2	0.54	36500	2	R390-11..
	11	25	5.5	10.00	5°	1.0	1	2	R390-025A25L-11L	25.0		210.0	50.0	1.2	0.83	11000	2	R390-11..
	11	25	5.5	10.00	5°	1.0	1	3	R390-025A25-11M	25.0		120.0	32.0	1.2	0.42	36500	3	R390-11..
	11	25	5.5	10.00	5°	1.0	1	4	R390-025A25-11H	25.0		120.0	32.0	1.2	0.54	36500	4	R390-11..
	17	25	8.5	15.70	15°	1.5	1	2	R390-025A25-17L	25.0		120.0	32.0	3.0	0.50	30800	2	R390-17..
	17	25	8.5	15.70	15°	1.5	1	2	R390-025A25L-17L	25.0		210.0	50.0	3.0	0.84	11000	2	R390-17..
30.0	11	25	5.5	10.00	3°	1.0	1	2	R390-030A25L-11L	25.0		210.0		1.2	0.86	11000	2	R390-11..
32.0	11	32	5.5	10.00	3°	1.0	1	2	R390-032A32-11L	32.0		130.0	40.0	1.2	0.74	31000	2	R390-11..
	11	32	5.5	10.00	3°	1.0	1	2	R390-032A32L-11L	32.0		250.0	65.0	1.2	1.66	7600	2	R390-11..
	11	32	5.5	10.00	3°	1.0	1	3	R390-032A32-11M	32.0		130.0	40.0	1.2	0.82	31000	3	R390-11..
	11	32	5.5	10.00	3°	1.0	1	5	R390-032A32-11H	32.0		130.0	40.0	1.2	0.79	31000	5	R390-11..
	17	32	8.5	15.70	6°	1.5	1	2	R390-032A32-17L	32.0		130.0	40.0	3.0	0.82	25600	2	R390-17..
	17	32	8.5	15.70	6°	1.5	1	2	R390-032A32L-17L	32.0		250.0	65.0	3.0	1.67	7600	2	R390-17..
	17	32	8.5	15.70	6°	1.5	1	3	R390-032A32-17M	32.0		130.0	40.0	3.0	0.81	25600	3	R390-17..

